2022

2022 8 26

.....2

.....6

.....9

.....17

.....20

.....21

.....38

.....42

.....43

.....44

	B		000056

3

	340,565,193.21	368,668,457.02	-7.62%
	-249,073,968.95	-23,095,438.75	-978.46%
	-257,519,844.42	-26,187,016.31	-883.39%
	197,332,161.33	218,902,441.72	-9.85%
/	-0.22	-0.02	-1,000.00%
/	-0.22	-0.02	-1,000.00%
	-7.82%	-0.49%	-7.33%
	10,984,398,322.54	10,926,030,630.07	0.53%
	3,193,393,368.98	3,442,467,337.93	-7.24%

1

2

	-8,806.39	
	1,237,906.80	
	1,450,000.00	
	6,389,610.05	
	629,132.29	
	-6,297.30	
	8,445,875.47	

1

1

34,056.52 7.62% -

24,907.40 978.46% 2022 6 30 109.84

0.53% 31.93 7.24% 2022

1

2

3

4

1

9

2

3

	340,565,193.21	100%	368,668,457.02	100%	-7.62%
	197,135,145.82	57.88%	210,634,312.40	57.13%	-6.41%
	138,968,898.05	40.81%	146,316,783.05	39.69%	-5.02%
	4,461,149.34	1.31%	11,717,361.57	3.18%	-61.93%
	197,135,145.82	57.88%	210,634,312.40	57.13%	-6.41%
	138,968,898.05	40.81%	146,316,783.05	39.69%	-5.02%
	4,461,149.34	1.31%	11,717,361.57	3.18%	-61.93%
	295,466,136.05	86.76%	311,443,254.37	84.48%	-5.13%
	44,761,956.68	13.14%	7,387,534.33	2.00%	505.91%
	337,100.48	0.10%	49,837,668.32	13.52%	-99.32%

10%

	197,135,145.82	20,540,910.08	89.58%	-6.41%	-25.31%	2.64%
	138,968,898.05	72,796,767.07	47.62%	-5.02%	-0.32%	-2.47%
	197,135,145.82	20,540,910.08	89.58%	-6.41%	-25.31%	2.64%
	138,968,898.05	72,796,767.07	47.62%	-5.02%	-0.32%	-2.47%
	295,466,136.05	85,087,831.73	71.20%	-5.13%	-5.80%	0.20%

1

	5,245,777.43	-2.20%		
	30,679.19	-0.01%		

	8,587,985.91	-3.61%		
	2,206,333.16	-0.93%		

1

	140,138,767.14	1.28%	103,782,662.14	0.95%	0.33%	
	272,614,627.05	2.48%	245,546,738.41	2.25%	0.23%	
	35,836,530.64	0.33%	35,919,091.26	0.33%	0.00%	
	8,530,267,950.77	77.66%	8,530,267,950.77	78.07%	-0.41%	
	135,777,536.90	1.24%	84,692,334.00	0.78%	0.46%	
	37,932,287.69	0.35%	39,810,955.18	0.36%	-0.01%	
	57,355,997.08	0.52%	57,574,097.08	0.53%	-0.01%	
	332,059,571.10	3.02%	330,022,747.51	3.02%	0.00%	
	403,953,712.40	3.68%	407,258,386.51	3.73%	-0.05%	
	18,047,428.38	0.16%	20,227,587.40	0.19%	-0.03%	
	429,919,333.24	3.91%	439,988,166.59	4.03%	-0.12%	
	334,808,950.75	3.05%	333,156,496.96	3.05%	0.00%	

2

3

1.	30,000,000.00							30,000,000.00

4.	173, 250, 816. 00							173, 250, 816. 00
	203, 250, 816. 00							203, 250, 816. 00
	8, 530, 267, 950. 77							8, 530, 267, 950. 77
	8, 733, 518, 766. 77							8, 733, 518, 766. 77
	0. 00							0. 00

4

56 20

29

1

50, 000, 000. 00	0. 00	100. 00%

2

			50,000,000.00	13.38%					2022610	0.00	-177,701.74		2021110 28	2021-45
	--	--	50,000,000.00	--	--	--	--	--	--	0.00	-177,701.74	--	--	--

3

4

1

2

5

1

2

10%

			5, 000, 000	7, 368, 905, 694. 60	1, 924, 445, 919. 50	142, 792, 320. 22	-204, 534, 121. 35	-198, 383, 586. 34
			100, 000, 000. 00	169, 601, 174. 13				

2

3

4

1

2022		50.00%	2022 04 18	2022 04 19	2022 4 19 http//www.cninfo.com.cn 2022 2022-22
2021		55.37%	2022 05 19	2022 05 20	2022 5 20 http//www.cninfo.com.cn 2021 2022-48
2022		50.00%	2022 06 06	2022 06 07	2022 6 7 http//www.cninfo.com.cn 2022 2022-52

2

			2022 02 25	
			2022 02 25	
			2022 02 25	
			2022 05 18	
			2022 05 18	
			2022 06 06	

1

2017 51 2,756.05
5.89 / 2017 7 25 2017 8 7
689.01
12 12
12 689.01

2

3

–

1

				2017 06 09	60	

			2018 10 22 2018 11 21 12	2018 10 22	14	
	;		2019	2018 12 25	108	2019 31, 730, 429. 21 2020

			2019 4,000 2021 5,000 2022 2027 6,400			
			50	2020 07 31		
			1			
	;			2020 07 31		
			2020 3100			

	2022 5 5 2021 37,703,871.80 2021 37,703,871.80 2022 6 6 2022 0304 28943 2022 8 23

( ) 2021

2020 2021 29,220.42
115,733.18 2021 12 31 131,790.06 523,620.55
391,830.49 2021 12 31 344,320.62

( ) 2021

[2022]01610185

( )

2020 2021 29,220.42
115,733.18 2021 12 31 131,790.06 523,620.55
391,830.49 2021 12 31 344,320.62
49,451.31

1 2022 1 26

5

2,000.00

2022 3 25 100%

56.20

100% 7.65

2 2021 10 26

2021 10 28

5,000.00

3

( )			( )	( )	( )		
	1,744.36					2021 08 28	2021- 40

	275,000					2021 05 19	2021- 27
	33,400					2021 05 19	2021- 27
	16,780			16780		2021 08 28	2021- 40

	12,900					2021 08 28	2021- 40
	19,776.26			197,762,611.10	1 70% 2 100% 3 100% .4 60%	2021 08 28	2021- 40

( )			( )	( )	( )		
	3,494.99						

	9,900						
	1,439.88						

	2021/6/11
	(2021) 03 5640
	Z10280210604297 1 300,000,000 2 24 3 580,000
/	
	2020 4988
	2021/1/6
	(2021) 03 182
	(.(288,400 576,800 288,400
/	
	2020 00032
	2021 6 11
	2021 03 5640
	Z10280210604297 1 300,000,000 2 24 3 580,000

/	
	2020 4988
	2021 1 6
	2021 03 182

						504.05	100.00%	1,293.43				2022 04 28	2022-32
					2.5 /	60.42	0.43%	141.27			2.4-2.7 /	2022 04 28	2022-32

					2.0-2.6 / 0.75-1.3 \						2.0-2.5 / 0.75-1.3 \	04 28	2022-32
					33 / 0.5	226.74	1.63%	351.61			30-40 /	2022 04 28	2022-32
				--	--	1,726.84	--	3,752.39	--	--	--	--	--

2

3

4

				9,936.67					9,936.67
				26,806.75					26,806.75

5

6

7

1

1

2

3

2

	2005 04 23	26.05	1999 12 01	26.05						
A1		0		A2		26.05				
A3		26.05		A4		26.05				

B3										

1 30

POWERLAND HOLDINGS LIMITED 100%

3

4

1

	28, 593, 644	2. 43%						28, 593, 644	2. 43%
1									
2									
3	28, 525, 744	2. 43%							

2

		29, 651		8			0	
5%				10				

$! äYF™žŸ ‰•B!4’€Ž<Í)33 P

				00				
		1.78%	20,930,000.00	20930000.00	0.00	20,930,000.00		
		1.70%	19,940,178.00	0.00	0.00	19,940,178.00		19,940,178.00
								19,940,178.00
		1.54%	18,090,050.00	0.00	0.00	18,090,050.00		16,431,188.00
								16,431,188.00
BOCI SECURITIES LIMITED		1.35%	15,899,444.00	0.00	0.00	15,899,444.00		
		1.08%	12,655,252.00	0.00	0.00	12,655,252.00		
		1.00%	11,720,000.00	11720000.00	0.00	11,720,000.00		

10 3	A 10 2015 9 9 36 2018 9 10
	BOCI SECURITIES LIMITED SUN HUNG KAI INVESTMENT SERVICES LTD 2022 6 30 594,658,171 50.63%
/	
10 11	

10			
	242,167,751.00		242,167,751.00
	202,126,900.00		202,126,900.00
	72,634,060.00		72,634,060.00
	30,492,776.00		30,492,776.00

20,930,000.00

			8.00
		18,090,050.00	18,090,050.00

1

2022 06 30

	2022 6 30	2022 1 1
	140, 138, 767. 14	103, 782, 662. 14
	272, 614, 627. 05	245, 546, 738. 41
	675, 939. 10	20, 633, 239. 49
	610, 169, 736. 57	629, 055, 694. 92
	49, 683, 357. 32	49, 683, 357. 32
	35, 836, 530. 64	35, 919, 091. 26
	245, 588, 552. 88	245, 588, 552. 88
	29, 115, 383. 91	37, 374, 574. 86

	1, 334, 139, 537. 29	1, 317, 900, 553. 96
	135, 777, 536. 90	84, 692, 334. 00
	173, 250, 816. 00	173, 250, 816. 00
	30, 000, 000. 00	30, 000, 000. 00
	8, 530, 267, 950. 77	8, 530, 267, 950. 77
	37, 932, 287. 69	39, 810, 955. 18
	57, 355, 997. 08	57, 574, 097. 08
	332, 059, 571. 10	330, 022, 747. 51
	21, 416, 426. 40	21, 913, 667. 13
	7, 341, 961. 56	7, 341, 961. 56
	35, 087, 556. 29	44, 940, 544. 44
	234, 304, 303. 61	232, 603, 065. 49
	55, 464, 377. 85	55, 711, 936. 95
	9, 650, 258, 785. 25	9, 608, 130, 076. 11
	10, 984, 398, 322. 54	10, 926, 030, 630. 07
	403, 953, 712. 40	407, 258, 386. 51
	84, 869, 849. 69	103, 910, 187. 03
	93, 112, 823. 81	74, 556, 637. 91
	18, 047, 428. 38	20, 227, 587. 40
	11, 906, 316. 53	14, 600, 819. 99
	46, 062, 469. 41	46, 160, 788. 97
	1, 698, 666, 506. 02	1, 383, 992, 803. 84

	819,040,579.70	492,759,086.40
		710,500.00
	3,190,444,172.57	3,184,308,753.27
	1,084,013.68	1,189,530.64
	5,548,147,292.49	5,236,205,495.56
	429,919,333.24	439,988,166.59
	334,808,950.75	333,156,496.96
	13,000,000.00	13,000,000.00
	230,982,494.02	230,982,494.02
	4,838,519.96	5,043,648.14
	1,286,200,881.94	1,283,119,858.48
	2,299,750,179.91	2,305,290,664.19
	7,847,897,472.40	7,541,496,159.75
	1,174,528,720.00	1,174,528,720.00
	1,729,963,262.41	1,729,963,262.41
	185,064,374.07	185,064,374.07
	-143,159,676.36	-143,159,676.36
	144,221,372.70	144,221,372.70
	472,904,064.30	721,978,033.25
	3,193,393,368.98	3,442,467,337.93
	-56,892,518.84	-57,932,867.61
	3,136,500,850.14	3,384,534,470.32
	10,984,398,322.54	10,926,030,630.07

2

	2022 6 30	2022 1 1
	442,003.13	666,642.58
	43,861,095.04	44,372,834.95
	39,256.67	31,395.04
	4,416,886,148.95	4,353,954,852.69
		80,894.17
		690,566.95
	4,461,228,503.79	4,399,797,186.38
	1,095,075,236.76	1,095,075,236.76
	67,088,354.00	67,088,354.00
	8,729,612.00	8,729,612.00
	3,444,803.73	3,576,934.20
	318,475,382.38	321,813,900.60
	16,009.55	36,378.11
	2,274,669.76	2,389,537.48
	35,888,024.31	35,888,024.31
		247,559.10
	1,530,992,092.49	1,534,845,536.56
	5,992,220,596.28	5,934,642,722.94

	403, 953, 712. 40	407, 258, 386. 51
	9, 487, 278. 73	9, 363, 414. 97
	46, 187, 155. 82	22, 996, 485. 39
	1, 719, 371. 60	1, 459, 020. 10
	7, 024, 788. 68	5, 392, 228. 08
	1, 347, 806, 326. 94	1, 246, 701, 310. 10
	132, 438, 725. 45	75, 590, 565. 47
	265, 518, 593. 82	262, 076, 695. 06
	2, 081, 697, 227. 99	1, 955, 247, 540. 21
	429, 919, 333. 24	439, 988, 166. 59
	324, 471, 865. 57	325, 297, 538. 97
	2, 218, 271. 89	2, 218, 271. 89
	756, 609, 470. 70	767, 503, 977. 45
	2, 838, 306, 698. 69	2, 722, 751, 517. 66
	1, 174, 528, 720. 00	1, 174, 528, 720. 00
	2, 310, 944, 367. 85	2, 310, 944, 367. 85
	185, 064, 374. 07	185, 064, 374. 07
	-107, 664, 072. 93	-107, 664, 072. 93
	115, 132, 564. 61	115, 132, 564. 61
	-153, 963, 307. 87	-95, 986, 000. 18
	3, 153, 913, 897. 59	3, 211, 891, 205. 28
	5, 992, 220, 596. 28	5, 934, 642, 722. 94

3

	2022	2021
	340,565,193.21	368,668,457.02
	340,565,193.21	368,668,457.02
	584,523,465.53	377,772,313.97
	97,282,646.04	109,369,010.43
	10,294,927.96	10,131,122.65
	6,470,734.62	6,584,631.68
	37,758,661.48	37,015,613.07
	432,716,495.43	214,671,936.14
	420,077,509.94	203,543,119.46
	128,967.59	109,158.54
	1,723,113.67	772,675.80
	5,245,777.43	
	-2,068,502.30	
-		
		-3,052,980.00
-	-7,642,098.28	-5,381,177.83
-	30,679.19	

–	-849.09	-45,544.78
	-244,601,649.40	-16,810,883.76
	8,587,985.91	4,399,324.15
	2,206,333.16	374,134.59
	-238,219,996.65	-12,785,694.20
	9,813,623.53	9,506,070.19
	-248,033,620.18	-22,291,764.39
1.	-248,033,620.18	-22,291,764.39
2.		
1.	-249,073,968.95	-23,095,438.75
2.	1,040,348.77	803,674.36
1.		
2.		
3.		
4.		
5.		
1.		
2.		
3.		
4.		
5.		
6.		
7.		

	1,040,348.77	803,674.36
	-0.22	-0.02
	-0.22	-0.02

4

	2022	2021
	52,178,791.83	59,851,310.61
	10,439,904.86	17,417,015.84
	584,656.15	158,743.51
		26,865.35
	16,119,789.09	10,303,157.68
	82,675,839.03	68,012,648.05
	70,502,635.34	57,437,928.10
	874.43	8,561.76
	163,303.40	
-		
		-3,052,980.00
-	687,166.78	225,250.26
-		
-		

	-57,977,307.69	-38,478,696.76
	-57,977,307.69	-38,478,696.76
1.		
2.		
3.		
4.		
5.		
1.		
2.		
3.		
4.		
5.		
6.		
7.		
	-57,977,307.69	-38,478,696.76
	-0.05	-0.03
	-0.05	-0.03

5

	2022	2021
	336,902,060.22	371,496,141.85

	2,544,872.08	
	56,095,017.65	86,991,806.99
	395,541,949.95	458,487,948.84
	50,457,994.40	58,727,126.83
	57,356,894.93	58,110,068.81
	34,317,431.26	30,736,848.73
	56,077,468.03	92,011,462.75
	198,209,788.62	239,585,507.12
	197,332,161.33	218,902,441.72
	200,000.00	500,000.00
		4,037,825.49
	200,000.00	4,537,825.49
	487,488.12	2,265,599.68
	30,000,000.00	
		4,644,237.85
	30,487,488.12	6,909,837.53
	-30,287,488.12	-2,372,012.04

		85,000,000.00
		2,300,000.00
	0.00	87,300,000.00
	15,800,000.00	164,547,463.28
	92,114,105.38	111,560,131.86
	31,823,825.95	78,811,806.96
	139,737,931.33	354,919,402.10
	-139,737,931.33	-267,619,402.10
	9,823.53	-638.00
	27,316,565.41	-51,089,610.42
	22,834,910.87	105,699,802.50
	50,151,476.28	54,610,192.08

6

	2022	2021
	54,579,570.53	57,743,774.34
	83,828,622.27	266,196,404.65
	138,408,192.80	323,940,178.99
		136,000.00
	7,493,212.93	7,279,174.08
	2,970,334.46	3,598,098.14
	73,469,241.93	180,221,025.68
	83,932,789.32	191,234,297.90
	54,475,403.48	132,705,881.09
	200,000.00	400,000.00
		4,098,725.49
	200,000.00	4,498,725.49
		48,000.00

		48,000.00
	200,000.00	4,450,725.49
		85,000,000.00
	175,560.13	
	175,560.13	85,000,000.00
	15,300,000.00	164,547,463.28
	23,297,345.71	44,165,826.51
	16,308,675.50	14,494,781.20
	54,906,021.21	223,208,070.99
	-54,730,461.08	-138,208,070.99
	5,978.28	108.52
	-49,079.32	-1,051,355.89
	205,303.38	2,103,571.62
	156,224.06	1,052,215.73

7

	2022											

– 43 15 , 6 6. 36		144 , 22 1, 3 72. 70	0. 0 0	721 , 97 8, 0 33. 25		3, 4 42, 467 , 33 7. 9 3	– 57, 932 , 86 7. 6 1	3, 3 84, 534 , 47 0. 3 2

	1,174,528,720.00				1,684,804,663.46	185,064,374.07	116,486,980.14		144,221,372.70	0.00	1,820,140,268.48		4,755,117,630.71	78,410,027.60	4,833,527,658.31

1															
2															
3															
4															
5															
6															
1															
2															
	1,174,528,720.00				1,684,804,663.46	185,064,374.07	116,486,980.14		144,221,372.70		1,797,044,829.73		4,732,022,191.96	79,213,701.96	4,811,235,893.92

8

	2022											

	1,174,528,720.00				2,310,944,367.85	185,064,374.07	-107,664,072.93		115,132,564.61	-95,986,000.18		3,211,891,205.28
										-57,977,307.69		-57,977,307.69
										-57,977,307.69		-57,977,307.69
1												
2												
3												
4												
1												
2												
3												

5												
6												
1												
2												
	1,174,528,720.00	0.00	0.00	0.00	2,310,944,367.85	185,064,374.07	-107,664,072.93	0.00	115,132,564.61	-153,963,307.87	0.00	3,153,913,897.59

	2021											
	1,174,528,720.00				2,310,944,367.85	185,064,374.07	-5,647,182.93		115,132,564.61	-26,220,496.81		3,383,673,598.65
	1,174,528,720.00				2,310,944,367.85	185,064,374.07	-5,647,182.93		115,132,564.61	-26,220,496.81		3,383,673,598.65
										-38,478,696.76		-38,478,696.76
										-38,478,696.76		-38,478,696.76

1												
2												
3												
4												
1												
2												
3												
1												
2												
3												
4												
5												
6												
1												
2												

	1,174,528,720.00				2,310,944,367.85	185,064,374.07	-5,647,182.93		115,132,564.61	-64,699,193.57		3,345,194,901.89

2022

( )

[1992]1867 1993 3 1995

[1995]48 B

1996 [1996]99 A

914403001921790834

2022 6 30 1,174,528,720.00

1,174,528,720.00 350

28A01

( )

012

( )

2022 8 26

50

			%	%
			100.00	100.00
			100.00	100.00
			100.00	100.00
			100.00	100.00

			%	%
			100.00	100.00
POWERLAND HOLDINGS LIMITED			100.00	100.00
			100.00	100.00
			100.00	100.00
			100.00	100.00
			100.00	100.00
			100.00	100.00
			100.00	100.00
			100.00	100.00
			100.00	100.00
			100.00	100.00
			100.00	100.00
			51.00	51.00

( )

( )

1 1 12 31

( )

12

( )

( )

1

1

2

3

4

2

3

4

（ ）

1

2

1

2

1

2

A.

B.

C.

D.

3

4

( )

1

1

2

3

2

1

2

3

4

5

2

( )

( )

( )

1

1

2

3

1

1

2

4

5

1

2

2

1

1

2

2

1

2

3 1

3

1

1

2

2

4

1

2

3

1 2

1

2

1

1

2

2

1

2

5

6

1

12

2

3

12

1

1

2

3

4

5

2

1

iiMMt4

4

5

6

3

1

2

3

4

4

7

1

2

( )

6.

( )

6.

（ ）

1

2

3

4

5

1

6

7

( )

( )

6.

( )

1

\œ(‡îÌÖQ Vñy îÈìÍCÄÊ

1

2

( )

6.

2

1

2

3

1

22

2

22

3

22

4

5

1

2

5

1

2 3

4 5

( )

（ ）

1

1

2

2

1

2

3

4

3

1

2

3

4

			%	%

4

（　　）

1.

2.

3.

4.

（　　）

1

2

1

	60.58	
	50	
	5	

2

3

4

1

2

3

4

5

( )

（ ）

1

3

4

（ ）

1

2

（ ）

1.

2.

3.

4.

5.

（ ）

1

2

1 2 3

4 5 6

3

4

（ ）

1

1

2

3

4

2

1

2

3

（ ）

1

2

3

4

5

1

(1)

(2)

(3)

/

2

1

2

(3)

1

2

4

5

3

( )

( )

1

1 2

2

1

2

3

3

1

2

( )

1.

2.

1

12

2

4.

1

1

2

3

4

5

1

2

3

2

1

2

3

4

5

3

( )

1

2

( )

		3% 5% 6% 9% 13%
		7%
		5% 15% 16.5% 20% 25%
	30% 1.2% 12%	1.2% 12%
		5%
		15 / 6 /

	25%
	25%
	25%

	5%
	5%
	25%
	5%

2022

	5%
	25%
	5%

( )

1 2018 3 2017

2018 4 1 200

8.25% 16.5%

7.5% 15%

2

(2020 23) 2021 1

1 2030 12 31

60% 15%

3 2022

13 2022 1 1 2024 12 31

100 300 25% 20%

1

	252,514.88	174,683.42
	49,814,222.83	57,121,175.76

2

1

1		180, 164, 242. 89	174, 520, 144. 49
1	2	83, 120, 582. 15	53, 182, 409. 85
2	3	54, 914, 177. 39	43, 846, 840. 80
3	4	22, 675, 094. 05	41, 412, 367. 72
4	5	13, 686, 996. 24	5, 706, 785. 83
5		4, 940, 890. 62	4, 733, 715. 06

	8, 500, 990. 50	5, 627, 706. 23			14, 128, 696. 73
	77, 855, 525. 34	91, 207, 354. 85	17, 118. 80		86, 887, 356. 29

6

7

		(%)	
	51, 143, 539. 18	14. 22	25, 571, 769. 59

6

1

			%
1	11,617,943.81		
1 2	3,282,528.84		
2 3	937,399.93		
3 4	1,166,364.55		
4 5	112,001.23		
5	25,337,791.16		
	42,454,029.52		

2

			%
1	3,943,050.67	197,152.53	5
1 2	12,532,680.85	1,252,974.90	10
2 3	20,602.66	3,090.40	15
3 4	101,718.00	30,515.40	30
4 5	558,130.90	279,065.45	50

	12	( )	( )	
	3, 321, 979. 88		150, 322, 400. 79	153, 644, 380. 67

8

9

				(%)	
		291, 098, 010. 00	0-3	40. 76	31, 639, 628. 38
		268, 067, 478. 43	0-4	37. 54	71, 655, 115. 84
		68, 244, 892. 95	0-2	9. 56	34, 122, 446. 48
		10, 000, 000. 00	0-5	1. 40	
		10, 000, 000. 00	5	1. 40	
		647, 410, 381. 38		90. 66	137, 417, 190. 70

5

1

		/			/	
	343, 130. 64		343, 130. 64	425, 691. 26		425, 691. 26
	40, 000, 000. 00	4, 506, 600. 00	35, 493, 400. 00	40, 000, 000. 00	4, 506, 600. 00	35, 493, 400. 00

	245, 588, 552. 88	245, 588, 552. 88
	245, 588, 552. 88	245, 588, 552. 88

7

1.

					59, 439, 885. 79	
					1, 262, 904. 64	
					49, 822, 298. 26	
					135, 777, 536. 90	5, 520, 530. 60

9

1.

	173, 250, 816. 00	173, 250, 816. 00
	106, 162, 462. 00	106, 162, 462. 00
	67, 088, 354. 00	67, 088, 354. 00
	173, 250, 816. 00	173, 250, 816. 00

10

.		
1		

1

.				
1	91, 993, 290. 67	5, 022, 267. 51	11, 844, 303. 88	108, 859, 862. 06

3		
4	374, 749, 346. 09	374, 749, 346. 09
.		
1	26, 829, 992. 12	26, 829, 992. 12
2	15, 859, 782. 86	15, 859, 782. 86
	15, 859, 782. 86	15, 859, 782. 86

.			
1	7,659,339.01	23,164,761.90	30,824,100.91
2	11,320.75		11,320.75
	11,320.75		11,320.75
3			
4	7,670,659.76	23,164,761.90	30,835,421.66
.			
1	6,807,442.95	2,102,990.83	8,910,433.78

1



31,531,701.31 31,531,701.31

	260, 223. 46	564, 897. 57
	403, 953, 712. 40	407, 258, 386. 51

*1 2020 8 11 11, 500
2021 8 11 1
2022 6 30 1, 600
9, 900
*2 1 2020 10 22 23
17, 000 2021 10 21 1

23% 2022 6 30 270
16, 730
2 2020 9 23 29 4, 000
2021 4 10 1

100% 2022 6 30 505. 02
3, 494. 98
*3 1 2020 9 25 2, 400
5 3
1 3%
2022 6 30 655. 64 1, 744. 36
2 2021 1 25
8, 500
148
2022 6 30 8, 500

2

318, 693, 488. 94

1

24

1

	1, 679, 908. 48	1, 862, 599. 52
	46, 062, 469. 41	46, 160, 788. 97

26

	819, 040, 579. 70	492, 759, 086. 40
		710, 500. 00
	879, 625, 926. 32	890, 523, 217. 44
	1, 698, 666, 506. 02	1, 383, 992, 803. 84

	701, 069, 921. 15	425, 629, 084. 69
	13, 435, 825. 47	462, 197. 47
	104, 534, 833. 08	66, 667, 804. 24
	819, 040, 579. 70	492, 759, 086. 40

*1	686, 601, 854. 25	
*2	1, 545, 155. 35	
*3	77, 224, 319. 83	
*4	14, 468, 066. 90	
.....		
*5	27, 310, 513. 25	

¤6

2021 1 1 2021 3 30 .37% 2021 3 31

2021 12 31 0.1%* 27.6%

24%

24% 2022 6 30

686,601,854.25

*2 2020 9 25 2,400

6.14% 50% 9.21%

9.21% 2021 9 13 1,544.36

6.09% 50% 9.135%

9.135% 2022 6 30

1,545,155.35

*3 2020 6 20 35,000.00 2021

3 30 2021 5 19

8.20% 2021 12 31 1,600.00

33,400.00 2020 12 20 2021 3 20

15.2% 2021 3 21 15.4% 2022 6 30

77,224,319.83

*4 2019 4 29 2019 7 19

15,000 2021 4 28

2022 6 30 2,100.00 12,900.00

6.175% 50% 9.2625%

9.2625% 77,468,069.90

*5 2020 11 20 20,000.00

2021 5 19 2021 2 5

12.00% 2021 2 6 15.4% 2022 6 30

82019

2021 8 11 1

2022 8 11

2022 6 30

1,136,268.70

*8 2020 9 23 29 4,000

2021 4 10 1

100% 2022 4 10 2022 6 30

505.02 3,494.98

838,051.43

	40, 858, 097. 12	
	17, 915, 416. 68	
	10, 000, 000. 00	
	600, 536, 124. 90	

27

*1	3, 060, 600, 000. 00	3, 063, 400, 000. 00
*1	2, 131, 223. 81	529, 907. 77
	107, 011, 798. 89	107, 454, 290. 82
	20, 701, 149. 87	12, 924, 554. 68
	3, 190, 444, 172. 57	3, 184, 308, 753. 27

*1 2016

30 60

5

60%

PHL 40%

2021 3 31 275, 000. 00

2021 4 9

2022 6 30

29.

28

	1, 084, 013. 68	1, 189, 530. 64
	1, 084, 013. 68	1, 189, 530. 64

29

*1	97, 600, 000. 00	100, 400, 000. 00
*2	64, 000, 000. 00	64, 000, 000. 00

100%

99 1 1 5 14 16

-22 24-37 41 2022 6 30 4,100.00

44,900.00 919,333.24

2,000.00 42,900.00

2 2016

300,000.00 2016 3 30 2021 3 30

60% PHL

40%

2022 6 30

25,000.00 275,000.00

275,000.00 0.00

30

	532,252,969.65	533,170,122.54
	176,742,869.03	187,089,070.90
	20,701,149.87	12,924,554.68
	334,808,950.75	333,156,496.96

31

	13,000,000.00	13,000,000.00
	13,000,000.00	13,000,000.00

1

	13,000,000.00	13,000,000.00
	13,000,000.00	13,000,000.00

32

*1	14,762,106.14	14,762,106.14	*1
*2	13,801,870.00	13,801,870.00	*2
	1,705,000.00	1,705,000.00	
*3	111,334,524.60	111,334,524.60	*3
*4	89,378,993.28	89,378,993.28	*4
	230,982,494.02	230,982,494.02	

*1 2005 35

36 35

30, 817, 892. 91

7, 080, 433. 98 62, 973, 562. 53 100, 871, 889. 42

11, 492, 896. 14

89, 378, 993. 28

33

	5, 043, 648. 14		205, 128. 18	4, 838, 519. 96	
	5, 043, 648. 14		205, 128. 18	4, 838, 519. 96	

34

		+					
	1, 174, 528, 720. 00						1, 174, 528, 720. 00

35

*	1, 685, 290, 903. 55			1, 685, 290, 903. 55
	44, 672, 358. 86			44, 672, 358. 86
	1, 729, 963, 262. 41			1, 729, 963, 262. 41

36

	162, 331, 345. 00			162, 331, 345. 00
	22, 733, 029. 07			22, 733, 029. 07
	185, 064, 374. 07			185, 064, 374. 07

37

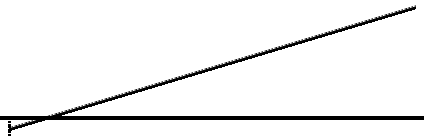

38

	102, 818, 019. 35			102, 818, 019. 35

	793, 496. 48	935, 990. 40

45

1

	1,237,906.80	658,151.68
	162,540.84	20,445.84
	76,026.24	16,232.17
	246,639.79	77,846.11
	1,723,113.67	772,675.80

2

			/
		138,458.57	
*1	15,000.00	336,300.00	
*2	393,935.37	163,563.88	
*3	330,010.77		
*4	65,000.00		
		1,953.69	

		5, 245, 777. 43

2

	3,460,208.87	9,694,867.05
	2,703,734.84	432,404.93
	3,867,913.52	291,352.64
	2,791,256.91	3,846,937.83
	34,653,202.33	57,575,992.05
		8,262,174.02
	8,601,151.56	11,907,734.23
	56,077,468.03	92,011,462.75

3

		4,644,237.85
		4,644,237.85

4

	15, 859, 782. 86	14, 571, 180. 70

56

	313,111.11	
	28,631,705.45	
	4,463,893.98	
	56,578,580.32	
-	21,743,936.50	
	8,525,994,718.77	
	8,637,725,946.13	

20. 29.

57

1

	11,440.80	6.71140	76,783.79
	159,463.33	0.8	

( )

1

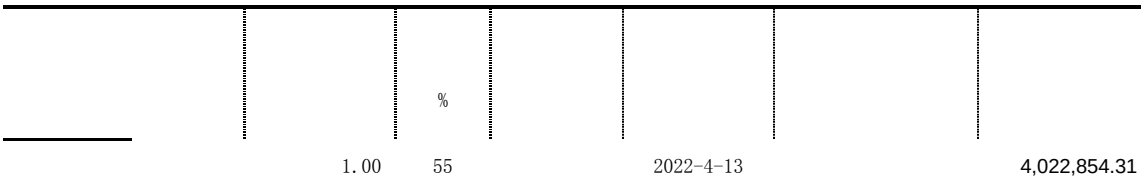

					(%)	
					51.00	
					100.00	
					90.00	
					100.00	

2

GDP

	714, 130, 759. 92	153, 644, 380. 67

1

	1	2	3	
			173, 250, 816. 00	173, 250, 816. 00
			30, 000, 000. 00	30, 000, 000. 00
		8, 530, 267, 950. 77		8, 530, 267, 950. 77
		8, 530, 267, 950. 77		8, 530, 267, 950. 77
		8, 530, 267, 950. 77	203, 250, 816. 00	8, 733, 518, 766. 77

	8, 530, 267, 950. 77			

( )

1

2022 6 30)

50. 63%

( )

( )

	6. 18%
	20. 62%
	17. 21%
	1. 08%

			2, 304. 00
		34, 237. 60	
		5, 879, 690. 10	5, 908, 995. 88

3

			1, 439, 640. 81
			4, 979, 933. 84
		604, 211. 22	837, 820. 14
		2, 267, 418. 96	2, 348, 981. 89
		431, 206. 79	683, 199. 95
		5, 903, 467. 56	5, 784, 745. 35
		1, 024, 686. 53	636, 323. 71
		23, 919. 81	
		22, 890. 71	
		11, 415. 09	56, 085. 69
		12, 717. 80	12, 472. 27
		98, 008. 85	161, 247. 82
		124, 591. 36	

		1,486,498.27	3,856,370.00

5

1

	82,300,000.00	2021/10/21	2025/10/20	
*1	85,000,000.00	2021/10/21	2025/10/19	
*2	2,000,000.00	2020/9/25	2023/6/21	

MSFL-2019-0017-F-ZZ

138,160,391.22

2019 5 12 2026 5 15 2022 6 30

45,483,065.65 92,677,325.57

6

1

	268,067,478.43	2019/12/31	2022/12/31	
	268,067,478.43			

7

1

		6,000,000.00	6,000,000.00
		656,399.92	656,399.92

	0.00
	0.00

5.89 /

5.89 /

6 2018 6 22 2017

2017 2017

1

826.815 2 9

432.768 1,296,530.25 10,914,641.20

163,277.83

7 2019 5 16 2018

2017

1

411.207 2 17

536.984 1,682,614.41 80,084,705.33

1,682,614.41

8 2020 6 17 2019

2017

1

540.128 2 1

8.148 13,868,685.60

499,975.25

9 2021 8,684,166.40 423,901.76

10 2022 6 30 7,371,687.36 408,165.26

2,756.05

1

	8, 530, 267, 950. 77	8, 530, 267, 950. 77
	308, 854, 951. 56	321, 813, 900. 60

2021 3 31 275,000.00

2021 4 9

27.50

3

2020 4 17 20200417

1,500.00 2020 10 22

2021 3 31

2021 9 1 1,439.88 15.4%

4

2020 6 20 35,000 (2021 3 30

) 2021 5 19 8.2%, 2021 12 31

1,600.00 33,400 33,400

5

2020 9 25 2,400.00 2021 12 31

655.64 1,744.36 2021 4 22

6

2019 4 29 2019 7 19

15,000.00 2021 4 28 2022 6 30 2,100

12,900.00 2021 5

19

7

2020 8 11 11,500 2021 8 11

1

2022 8 11 2022 6 30 1,600 9,900

8

2020 10 22 23 17,000 2021 10 21 1

291,098,010.00

2021 12 7 2022 2 22

2021 0304 61130 2022 0304 11302

2

1 2022 3 25 100%

56.20

100% 7.65

3

2021 10 26

< > 2021 10 28

5,000.00

13.3774% 2022 6 10

2022 6 18

2022 7 6 ZHOU BING 1,600 , 2022 7 21

643.40

27.8145%

4

2022 4 28 2021 2022 5 5

2021

7,454,727.15

2021 7,454,727.15 2022 6 2

2022 0391 4518 2022 7 15

2022 5 5

2021 37,703,871.80

2021 37,703,871.80 2022 6 6

2022 0304 28943 2022

8 23

5

2020 9 23 29 4,000 2021 4

10 1

100%

2022 4 10 2022 6 30 505.02 3,

	8,839,122,902.33	8,852,081,851.37

1

K0oaoU7r、j 8A

1 2022 3 25 100%

56.20

100% 7.65

2 2021 10 26

< > 2021 10 28

5,000.00 13.3774% 2022 6 10

2022 6 18

2022 7 6 ZHOU BING 1,600 , 2022 7 21

643.40

27.8145%

3

2019 4 10

SHENZHEN UNITED AVIATION DEVELOPMENT CO., LTD.

1,596.00 6,301.00

13,007.00 7,567.00

1.00

2021 CL605

8,661,772.60 16,839,046.29

1

2022 6 30

594,658,171

50.63% 2022 6 30 83.63%

	242,167,751	20.62%	232,165,933	95.87%	19.77%				
	202,126,900	17.21%	202,126,900	100.00%	17.21%				
	72,634,060	6.18%	63,000,000	86.74%	5.36%				
	12,655,252	1.08%							
	1,371,626	0.12%						1,028,719	75.00%
	3,041,078	0.26%							
	7,135,674	0.61%							
	15,675,830	1.33%							
	5,200,000	0.44%							
	11,720,000	1.00%							
	20,930,000	1.78%							
	594,658,171	50.63%	497,292,833	83.63%	42.34%			1,028,719	0.85%

2

2022 6 30

		242,165,935	100.00%	20.62%

		202, 126, 900	100. 00%	17. 21%
		71, 000, 000	97. 75%	6. 04%
		1, 371, 626	100. 00%	0. 12%
		516, 664, 461	99. 68%	43. 99%

1

1

1	36, 999, 380. 64	42, 984, 209. 35

		%		%	
	40, 496, 742. 03	85. 68			40, 496, 742. 03
	675, 870. 32	1. 43	40, 313. 62	5. 96	635, 556. 70
	47, 264, 988. 80	100. 00	2, 892, 153. 85	6. 12	44, 372, 834. 95

3

			%	
	4, 669, 194. 46	2, 334, 597. 23	50. 00	
	2, 089, 241. 99	1, 183, 302. 99	56. 64	
	6, 758, 436. 45	3, 517, 900. 22	52. 05	

4

1

			%
1	38, 498, 362. 72		

1 2

5

	2,851,840.23	666,059.99				3,517,900.22
	40,313.62	96,773.23				137,086.85

7

	12	( )	( )	
	4.12		83,444,315.80	83,444,319.92

	214, 717, 366. 44	134, 717, 366. 44			134, 717, 366. 44		
	35, 296, 718. 10	35, 296, 718. 10			35, 296, 718. 10		
	10, 000, 000. 00	10, 000, 000. 00			10, 000, 000. 00		
	1, 175, 075, 236. 76	1, 095, 075, 236. 76			1, 095, 075, 236. 76		

4

1

	52, 178, 791. 83	10, 439, 904. 86	55, 532, 347. 87	14, 461, 153. 31
			4, 318, 962. 74	2, 955, 862. 53
	52, 178, 791. 83	10, 439, 904. 86	59, 851, 310. 61	17, 417, 015. 84